

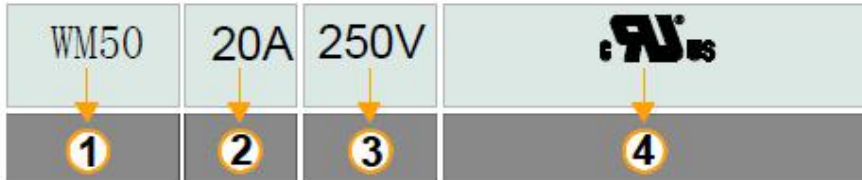
1. 適用範圍 / SCOPE

WM50 系列小型保險絲，適用於數字儀表(高功率)。  
WM50 series Miniature-Fuse, used in Digital Measuring Instruments (High Power) .



2. 產品型號 / TYPE

例「example」：



- ① 系列號 / Series Number
- ② 額定電流 / Rated Current
- ③ 額定電壓 / Rated Voltage
- ④ 認證符號 / Approved Symbol

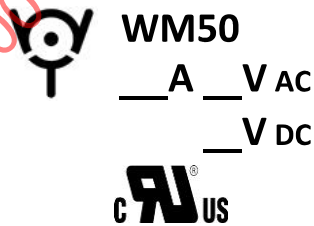
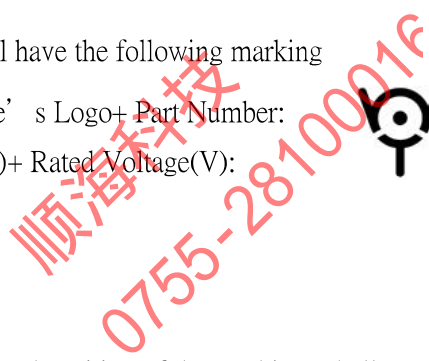
3. 額定電流和額定電壓/ RATED CURRENT AND RATED VOLTAGE

額定電流 / Rated Current: 20A~50A  
額定電壓 / Rated Voltage: 250V AC

4. 標示 / MARKING

保險絲上需有下列標示/The fuses shall have the following marking

製造工廠的標識+系列號/ Manufacture' s Logo+ Part Number:  
額定電流+額定電壓/ Rated Current (A)+ Rated Voltage(V):



注意 / Note :

對標示的大小和位置沒有規定 / Size and position of the markings shall not be provided.

5. 外觀及形狀 / APPEARANCES AND CONFIGURATION

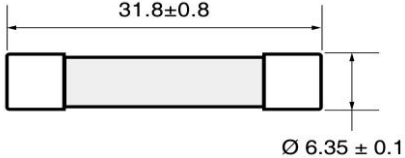
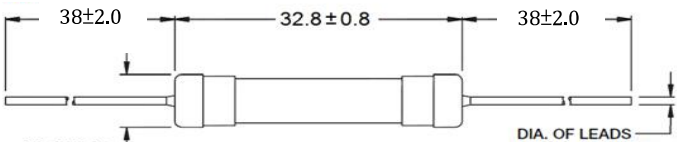
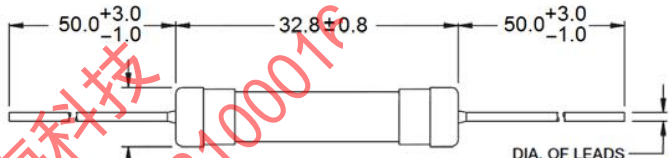
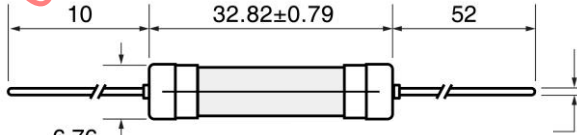
5-1 外觀：不應有破碎、明顯的污斑。

Appearances: There shall not be break up and any remarkable blotch.

5-2 形狀：小型保險絲。

Configuration: Miniature-Fuse.

**6. 工程圖和結構 / OUTLINE DRAWING AND STRUCTURE**
**6-1 工程圖 (單位 : mm) / Outline Drawing and Dimensions (Unit: mm)**


WM50-XXX	
WM50- XXX -P	 <p>0-15 Amp : 0.8(REF)          &gt;15 Amp : 1.0(REF)          ≧ 40 Amp : 1.2(REF)</p>
WM50- XXX - P-L	 <p>0-15 Amp : 0.8(REF)          &gt;15 Amp : 1.0(REF)          ≧ 40 Amp : 1.2(REF)</p>
WM50- XXX - P-SXL	 <p>0-15 Amp : 0.8(REF)          &gt;15 Amp : 1.0(REF)          ≧ 40 Amp : 1.2(REF)</p>



7. 電氣特性 / ELECTRICAL CHARACTERISTICS

Electrical Characteristics		
Rated Current	1.0In	2.0In
20A - 50A	4 hour min.	120 sec max.

Specification

品名 Type	料號 Ordering P/N		額定電壓 Rated Voltage	額定 電流 Rated Current	分斷能力 Breaking Capacity (A)		電阻 Typical Cold. Resistance (mΩ)	電壓降 Typical Voltage Drop (mV)	I <sup>2</sup> t 值 Typical Pre- Arcing I <sup>2</sup> t (A <sup>2</sup> Sec)
					AC	DC			
WM50	WM50-XXX	WM50-XXX-P-YY (YY : blank / L / SXL)	250V AC 150V DC	20A	1000A 250V	1000A 150V	4.5	140	1200
	WM50-20	WM50-20-P-YY		25A			3	130	2100
	WM50-25	WM50-25-P-YY		30A			2.8	120	3000
	WM50-30	WM50-30-P-YY		40A			1.8	115	12500
	WM50-40	WM50-40-P-YY		50A			1.6	110	14400

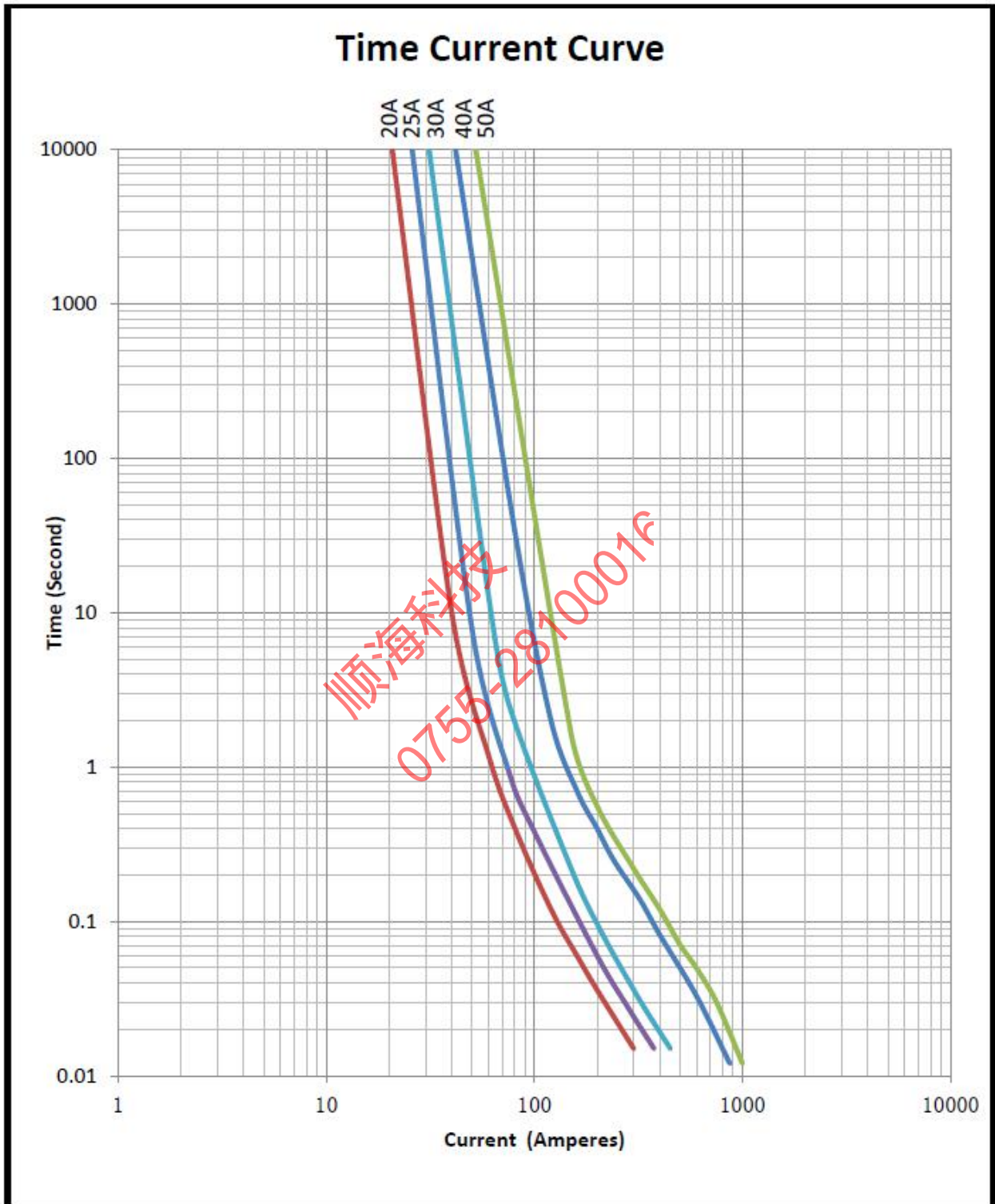
冷電阻在直流<10%額定電流條件下 25°C 環境溫度中測量

DC Cold Resistance are measured at <10% of rated current in ambient temperature of 25°C

I<sup>2</sup>t 值是以 10In 電流測量

Typical Pre-arching I<sup>2</sup>t are measured at 10In Current

8. 時間電流曲線 Time-Current Curve



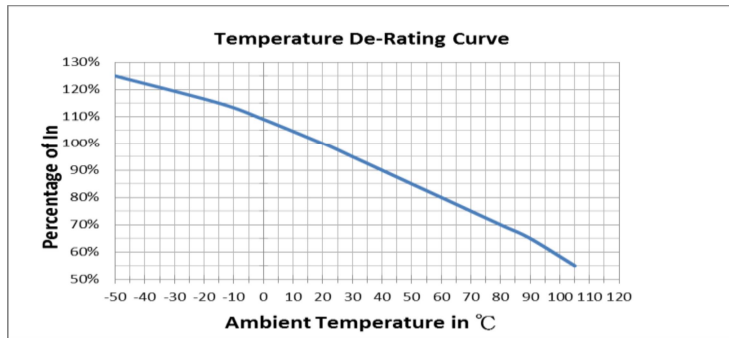
9. 環境特性 / ENVIRONMENTAL CHARACTERISTIC

9-1 操作溫度範圍: -55°C ~ 125°C / Operating Temperature: -55°C ~ 125°C

若貴司操作環境溫度超出25±5°C 範圍，在選用保險絲規格時，需考慮操作環境溫度對保險絲的影響。  
請參照：溫度-電流曲線圖。

When choosing the fuse's specification, if the operating environmental temperature beyond the scope from 20~30°C, you should consider the environmental temperature's affection to fuses.

Please refer : Temperature-Current curve:



9-2 存儲條件 / Storage Conditions

在溫度+10°C ~ 60°C、相對濕度 ≤ 75% 的密閉條件下可存放 3 年。  
Under airtight in temperature +10°C ~ 60°C、relative humidity ≤ 75% can store 3 years.

在溫度+10°C ~ 60°C、相對濕度為 95% 的非露天下最多可存放 30 天。  
Without dew in temperature +10°C ~ 60°C、relative humidity be 95% maximum value for 30 days.

10. 安全認證及編號 / STANDARDS AND APPROVALS

UR	E56092 (100mA~50A JDYX2 )
CUR	E56092 (100mA~50A JDYX8 )

11. 安裝方式及條件 / INSTALLATION WAY AND PARAMETERS

11-1 建議如下圖安裝方式安裝，並滿足所要求的尺寸。

Propose that the following picture installation way is installed, and satisfied the required size.

11-2 建議客戶焊接參數 / Recommended Customer Soldering Parameters

波峰焊參數 / Wave Parameters:

錫爐溫度 / Solder Pot Temperature: 260±3°C

焊接時間 / Solder Dwell Time: 10s Max

手工焊參數 / Hand-Solder Parameters:

烙鐵溫度 / Solder Iron Temperature: 350±5°C

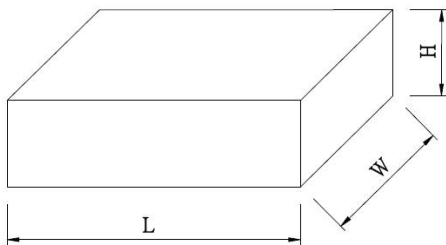
焊接時間 / Heating Time: 5 s Max

**12.包裝/ PACKING**
**12-1 數量/Quantity**

規格 Specs	袋 Inner polybag	小盒 Inner small box .	大盒 Inner big box	外箱 outer carton
WM50-XXX (rated current $\geq 2A$ )	250PCS	/	250PCS	5000 PCS
WM50-XXX-P	/	/	75PCS	2250 PCS
WM50-XXX-P-L WM50-XXX-P-SXL	/	/	200PCS	2000 PCS


**12-2 內盒(大) / Inner big box**

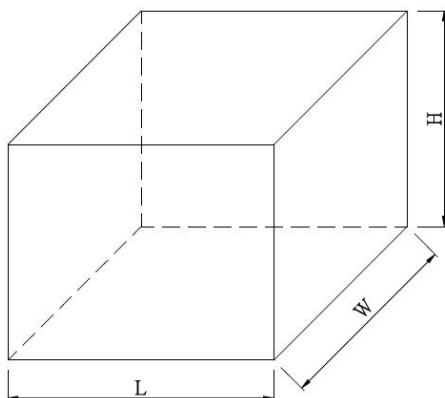
單位/Unit : mm



規格 Specs	L	W	H
WM50-XXX (rated current $\geq 2A$ )	185 $\pm$ 3	75 $\pm$ 3	65 $\pm$ 3
WM50-XXX-P	115 $\pm$ 3	110 $\pm$ 3	45 $\pm$ 3
WM50-XXX-P-L WM50-XXX-P-SXL	238 $\pm$ 3	76 $\pm$ 3	67 $\pm$ 3

**12-3 外箱 / Outer carton**

單位/Unit : mm



規格 Specs	L	W	H
WM50-XXX (rated current $\geq 2A$ )	400 $\pm$ 5	380 $\pm$ 5	140 $\pm$ 5
WM50-XXX-P	400 $\pm$ 5	380 $\pm$ 5	140 $\pm$ 5
WM50-XXX-P-L WM50-XXX-P-SXL	400 $\pm$ 5	380 $\pm$ 5	140 $\pm$ 5

13.其他 / OTHERS

13-1 如果在使用中有超出本規格書的要求，必須經由雙方協商確認。

In the event that an impropriety is found beyond this specification, it shall be fixed by mutual agreement between the parties.

13-2 如果本規格書有不適當的情況，必須通過雙方協商並由本公司修改。

In the event that an impropriety is found in this specification, WALTER ELECTRONIC CO., LTD. shall amend it by mutual agreement between the parties.



順海科技  
0755-28100016

版次	製作	確認	審核
第七版	侯愛珍	吳讓彬	Andrew



# UL iQ for Fuses



## Fuses

E56092

### Guide Information

#### SUZHOU WALTER ELECTRONIC CO LTD

NO.99 Xinli Road, Fenhu Technic Development Zone, Wujiang Jiangsu 215211 CN

#### WM50 followed by 0.1 to 50, followed by P

Supplemental fuses: pigtail leads, filled-tube

<u>Size</u> mm(in)	<u>Amps</u> (A)	<u>Volts</u> (V)	<u>Interrupting</u> <u>Rating (A)</u>
6.3 x 31.75 (0.25 x 1.25)	0.1 - 50	250Vac	1000
	0.1 - 30	660Vac	1000
	0.1 - 30	660Vdc	1000
	0.1 - 12	600Vdc	10000
	0.1 - 12	1000Vdc	10000
	0.1 - 50	150Vdc	1000
	0.1 - 12	600Vac	10000
	0.1 - 12	1000Vac	10000
	0.1 - 30	400Vac	1000
	0.1 - 30	400Vdc	1000
	0.1 - 12	300Vac	10000
	0.1 - 12	300Vdc	10000

Report Date: 2016-04-01

Last Revised: 2018-06-14

© 2019 UL LLC



顺海科技  
0755-28100016